










Live Lesson Information

Your  should be off, your teacher will tell you to turn your  **ON or OFF**

When you take part in a **live lesson**  it will be **recorded**  and will be stored by the GFM. The video will be shared with the class through Google classroom. If you have any concerns about joining then email your teacher.

  **Behaviour:**

Be aware - your online behaviour is as important as that in school. Think about how you are sitting, communicating, interacting etc. We want everyone to have a positive experience so your school account is monitored and any poor behaviour will be dealt but your teacher or the Head Teacher.

-  You may be using the camera during this lesson:
 - Make sure you are in school uniform 
 - Check your environment  - make sure everything the camera can see is suitable
-  You will be using your microphone:
 - MUTE your microphone and only unmute it when your teacher asks you to do so.
-  If you speak raise your hand and wait to be asked to speak. When asked unmute your microphone , speak and then re-mute your microphone.
-  Remember the chat box can be seen by everyone and so consider your comments.

Disclaimer: GFM online lessons are recorded 'as live' to capture the authenticity of a standard lesson. Minor errors in fluency and articulation are expected as a normal part of spoken language. Some elements of videos may be edited for clarity and to enhance pupils' learning.