




Experience Album

Our record of all the amazing experiences we have
had this year!
Year 6



We do so much ...

To enrich our learning, our teachers arrange lots of exciting and interesting opportunities for us!

1. Apply for Year 6 Job Roles
2. Have a go at still life drawing
3. Experience an air raid shelter
4. Design a 3D model
5. Become extreme weather experts
6. Create a Biome for a particular climate zone
7. Participate in inter school sporting activities
8. Design and make a healthy meal
9. Learn how to ride my bike safely on roads (Bikeability)
10. Enjoy a trip to the theatre
11. Sleepover at School (Camping)
12. Visit a Museum (Sea City Museum Southampton)
13. Take part in water sport activities
14. Finish Year 6 and get ready for 'the start of a new chapter'! (Learners' production, GFest and Leavers Arch)

1. Apply for Year 6 Job Roles



CONGRATULATIONS



Super
Proud!

We are so pleased that Year 6 are so proud of their school that they are keen to represent Gomer by part of the pupil leadership team. So many children put themselves forward! Congratulations to our newly appointed Heads of School. Each position attracted many applications! Team Gomer (big) was very impressed with the quality of the applications. Their positions were announced within their year group on Friday, badges were presented and positions shared in our Celebration Assembly. For each Year 6 pupil role, we will be creating a celebratory post. For now, we take great pleasure in introducing our Pupil Heads of School Team:

Head Girl: Freya and **Head Boy:** James

Deputy Head Girl: Sophie and **Deputy Head Boy:** Franklin

So many wonderful applications! Our successful applicants were very pleased with securing their Year 6 job roles!



The Gomer Junior House Captain role really grew last year. Our House Captains were incredibly noticeable at Sports Day cheering on their Hosue. In addition to this they supported their house throughout the year: collecting the weekly winning 'house' token, supporting House Assemblies and more. We are delighted to welcome our 2023 House Captains who we know will do an awesome job leading their houses: Blue (Amelie), Yellow (Edward), Green (Max) and Red (Thomas) – we are delighted to see everyone wearing their House Colour on their PE t shirt – Go Gomer!

1. Apply for Year 6 Job Roles (continued)



Due to their fabulous Year 6 Gomer Job Applications we have created a new 'pupil job' role for 2023 – **Peer Mentors**. We are delighted to introduce Pearl, Trey, Finley and Oscar who are our first ever Peer Mentors. They wear their badges with pride and have been introduced to the school. They are a 'go to' for any child in the school who may need someone to talk to, play with or seek some advice from about learning. Additionally, they will be a good friend and role model. They have been given some mini-house point stickers which they will give to the children when they see others being kind, helpful, hard-working and good friends. Our Peer Mentors will work closely with the school leadership team.



We love to read at Gomer and our newest Year 6 librarians are no exception to this. Pictured here are our new Pupil Librarians who will be helping Mrs Kidd look after our super lovely library. Thank you for your applications Librarians.

2. Have a go at still life drawing (The Big Draw [Senses] -


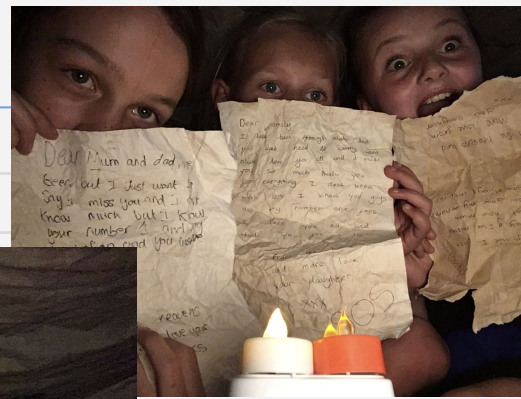
Cezanne inspired)

The theme for The Big Draw 2023 was senses. Year 6 used this as an opportunity to explore some of the work of Cezanne and on the day had a go at some still life drawing of their own.



3. Experience an air raid shelter

As part of their learning around WWII, Year 6 role played being sat, in the dark and the cold, in an air raid shelter. They discussed why people needed these shelters, how the air raid sirens would alert them to take shelter and reflected on how frightening an experience this would have been for people to actually experience.




4. Design a 3D model

In computing, Year 6 were learning how to create 3D models. We discussed what jobs this skill is useful for, such as product design, interior design, game design etc.

Children had great fun designing a variety of different 3D objects, from their dream homes to Christmas decorations! At the end of the unit, we held a competition where children were asked to design a school Christmas decoration. They had to consider the size, colour and theme of Christmas while also considering how it would print, ensuring that the design would be stable and not fall apart.

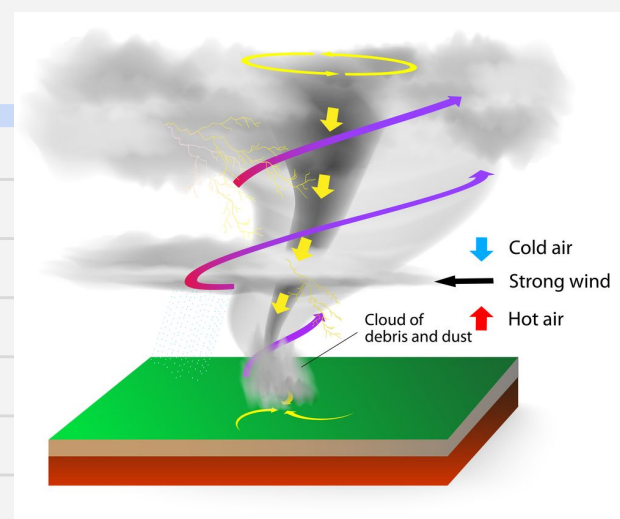


Year 6, electronically designed Christmas decorations as part of their IT learning. There were three winners from the year group. One of our learners is photographed here awaiting her prize – her decoration design printed on our 3D printer. Congratulations.



5. Become extreme weather experts

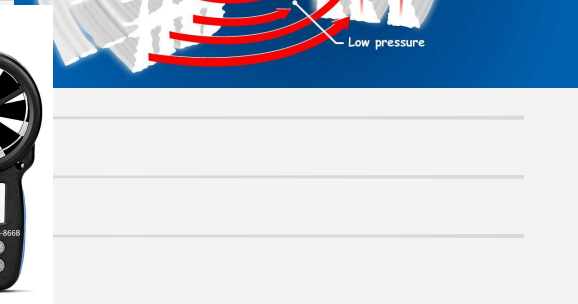
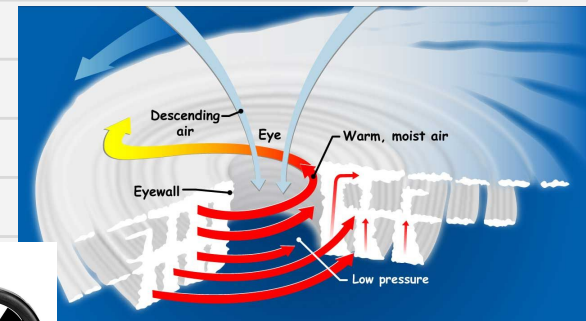
Within our **Extreme Weather** geography unit, we became storm chasers - ranging from watching extreme events to measuring more local phenomena. Each day we worked as a team, using specialist equipment (such as anemometers) to complete our weather observations. We then analysed this data, using technology to create charts and tables.



Local Weather Observations

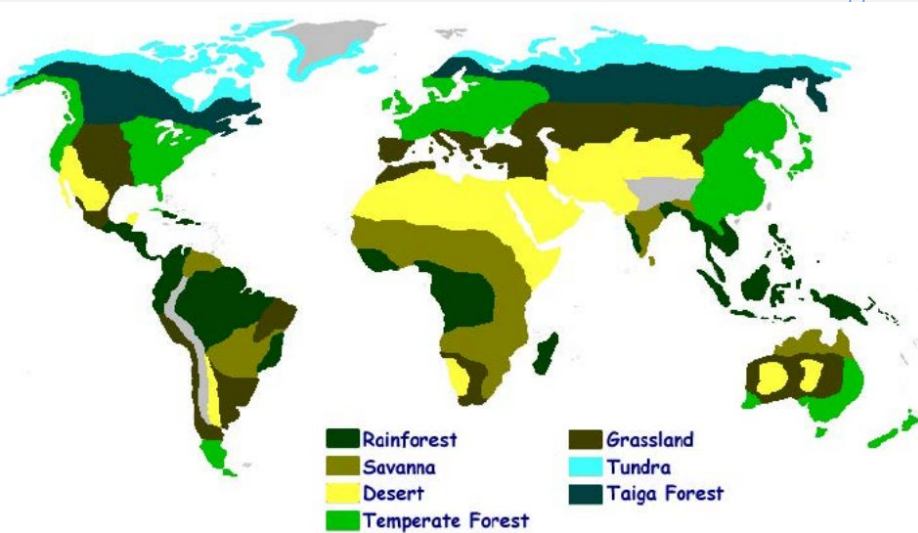
Name of Geography Circle:
Group members:

Date	Time	Today's Rainfall (ml)	Temperature (°C)	Wind (km/h)	Cloud Cover (%)



6. Create a biome for a particular climate zone

We had fun researching the biomes of the world - exploring the way in which ecosystems balance. We then reused old coffee jars to create 'biomes in a jar'. We mimicked the natural resources available in our biomes and set them up to reflect this (e.g. little water and high heat in the desert).



6RI



6LF



7. Participate in inter school sporting activities

Year 6 have been fabulous representatives of Gomer while taking part in a variety of sporting activities. Netball, Dodgeball, Cross County, Badminton and more!



On Monday, some of our Year 5 and Year 6 girls played netball in an inter-school session. Gomer placed third out of seven teams. During the afternoon, our girls played six games of Bee Netball – a game using smaller courts, and quick 8-minute games with no wing positions! It is a friendly, high-energy game, carefully designed for children – especially for those new to the sport of which some of our girls are. The girls enjoyed playing. They should be proud of how well they represented the school and for winning three games.



On Tuesday, Team Gomer was delighted to participate in a local cross-country run which was organised by our local Sports Game Officer at Bay House. Four local schools participated schools and each entered four races. Our Year 5 runners ran 1.2km around a field and our Year 6 runners ran 2.4km! Cross-country requires much stamina and pace so well done to all of the children for finishing the race; one child even managed without a shoe...! Well Done to our 1st place winners - **Alfie and Parker** and our 2nd place winner - **Leah**. Go Gomer!

Last week, some of our Year 6 learners attended a Dodgeball event at Bay House School. This was part of the Hampshire School Games calendar. Although Gomer did not win all their games, throughout they showed great spirit and enjoyed competing against other schools from Gosport. Certificates will be awarded during our Celebration Assembly on Friday.

8. Design and make a healthy meal

Year 6 had a brilliant afternoon of baking the pizzas they researched and designed last week. With thanks to the children supplying the ingredients for the pizzas – they were delicious, healthy and original Well done to the children for creating alternatives, adapting recipes for dietary requirements, learning new techniques, for trying new foods and working in teams to make these lovely meals. Mrs Mulhall was very happy to help with the taste test – she had prepared for this having lunch. She REALLY enjoyed her visit.



9. Learn how to ride my bike safely on the roads (Bikeability)



Cycling is more than just a hobby - it is a life skill. Our Year 6s spent time mastering the basic skills of cycling so that they can keep themselves safe when out and about on their bikes .

Mastery of basic skills – Once learnt, never forgotten

- **Check.** Perform an “ABCD” safety check of your air, brakes, chain and direction before every ride
- **Look.** Be aware of your surroundings at all times
- **Move.** Take the most suitable riding positions and own your space on the road. Keep out of the gutter and use the middle of your lane at junctions.
- **Communicate.** Riding position, arm signals and eye contact are all useful ways to show your intentions.
- **Ride!** Stick to the rules of road, remember who has priority at each stage of your journey and enjoy your ride!




10. Enjoy a West End Show

Off to find the wizard...! The children visited the Mayflower theatre to watch Wicked, which was wonderful. The children were impressed with the theatre production and rate it a 13 out of 10!




11. Sleepover at School

After a busy day in Southampton, the children returned to school for a chippy dinner, games (lots of laughter) and a school sleepover! Although not much sleep was had, the children enjoyed their night and made lots of memories.



12. Visit a Museum (Sea City Museum Southampton)

Year 6 enjoyed their visit to Southampton's leading interactive attraction and the home of Southampton's Titanic story. They discovered the story of RMS Titanic and how the tragedy affected the city and people of Southampton. They explored an interactive model of the Titanic, recorded messages of its passengers of the fateful night, original objects from on board the world-famous ship and more. They also learned about 200,000 years of Southampton's history, from Roman traders to Saxon settlers, to WWII and the introduction of the docks in the Gateway to the World and Southampton Stories.



13. Take part in water sport activities

During their Year 6 activities week, the children enjoyed time playing games in Kayaks, mastering the art of paddle boarding and battling each other on the giant paddle boards to see who they could get into the creek. Great fun was had by all!





