

Important

KS2 2023/24: No progress measures

It will not be possible to calculate KS1-KS2 progress measures for academic years 2023/24 and 2024/25. This is because there is no KS1 baseline available to calculate primary progress measures for these years due to Covid-19 disruption.

KS2 2023/24: No prior attainment breakdowns

It will not be possible to produce breakdowns of attainment measures by prior attainment for 2023/24 and 2024/25. This is because there is no KS1 baseline available to calculate prior attainment for these years due to Covid-19 disruption.

King's Academy Gomer (URN: 144093)

This is a new academy which opened on 1 April 2017.
Go to [Gomer Junior School](#) for the previous record.

Key stage 2

This is revised data for 2023/24.

Progress in reading, writing and maths

Reading

Number of pupils = 0

Pupils with adjusted scores = 0

N/A N/A

Confidence interval
N/A

Writing

Number of pupils = 0

Pupils with adjusted scores = 0

N/A N/A

Confidence interval
N/A

Maths

Number of pupils = 0

Pupils with adjusted scores = 0

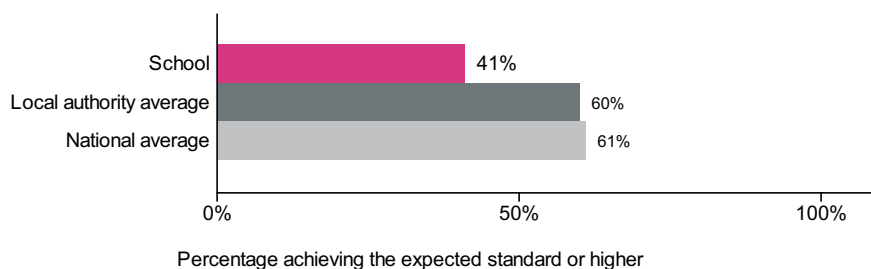
N/A N/A

Confidence interval
N/A

Reading, writing and maths combined

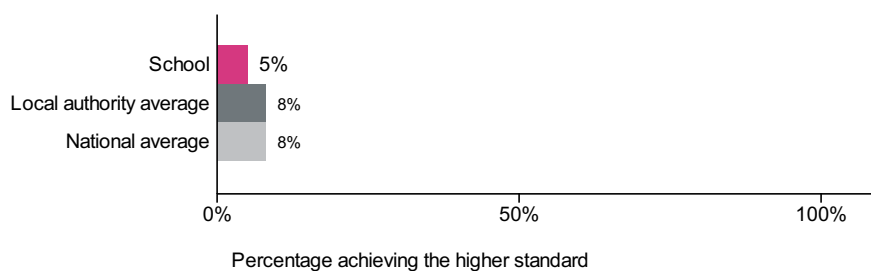
Percentage of pupils achieving the expected standard or higher

Number of pupils = 58



Percentage of pupils achieving the higher standard

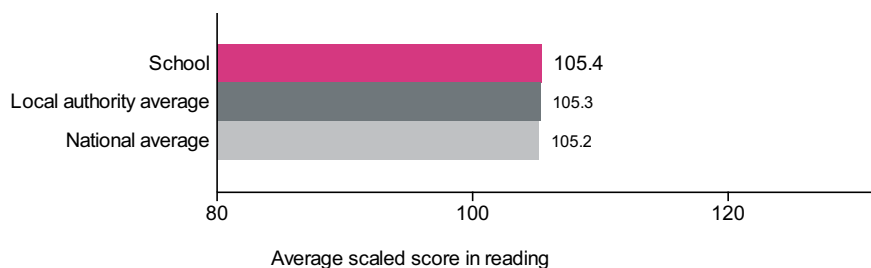
Number of pupils = 58



Average scaled score in:

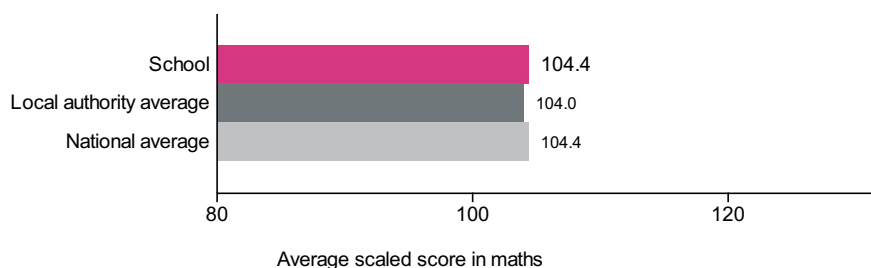
Reading

Number of pupils = 59



Maths

Number of pupils = 59



Junior schools

We know from national data that pupils at junior schools, on average, have higher attainment scores at the end of key stage 2 than pupils at all other primary schools. However, on average, they also have lower progress scores. This may be for a variety of reasons and should be taken into account when comparing their results to schools which start educating their pupils from the beginning of key stage 1.